

The BUZZ



7549 W. Cactus Rd
Peoria, AZ 85381
623-334-9359

www.quiltersbeeaz.com

April - June 2010

The trees in front of Quilter's Bee are in full bloom, the grass is green in the parks, the snowbirds are going to their summer homes, and lots of people are sneezing with hay fever, so it must be spring. Like everybody else, here at Quilter's Bee we're enjoying the nice weather, but we're also looking forward to the summer heat, when we'll be either in the pool or inside under the air conditioning. We quilters know that in northern climates the winter is for quilting, when you're locked into the house by snow and cold. (And they had plenty of that this past winter in the East.) But our quilting season here in Arizona is the summer, when we have to escape from the heat of the day. It's cool here inside the store. Come and see what we're doing this summer.

Emails


If we don't have your email on our list, you're losing out on some good information and some great deals. If you've given us your email before and are still not getting any, come in and make sure that we have your correct address. If we do, and you're still not getting them, you'll need to check with your service provider about an internal SPAM blocker.

Kids Club

This summer's Kids Club will be held from Monday, June 7 to Friday, June 11. We'll meet from 1:30 to 4:30 each day and will make a nice cuddle quilt for the kids to use in front of the television or even on their beds. The cost is \$60.00 for the five days and they'll need to buy twelve fat quarters of their choosing. It will help if they have their own sewing machines, although we do have some they can use here in the store. Lose the summer blahs and come and learn some new skills.

Buck-a-Block

The Buck-a-Block for this year is at an end. The finishing kits are ready. And if you haven't seen Kathy's sample in the store, you ought to come and take a peek. It's lovely. She even hand-quilted it. We're going to take a little break before we start the next Buck-a-Block, which is going to be a little different. It makes 9" blocks and a twin-size quilt. And it uses three colors. We'll have the pictures up soon and start the new project in July. Come in and see what we're doing with Buck-a-Block. It's a \$15.00 sign-up fee and then each month's block kit is only one dollar. You can bring it in any time during the month to show us that you got it done; you don't have to be here on a specific day. Lots of folks like working with the Thangles and making these blocks. Come and see if you do too.



Announcements

SEWING MACHINE REPAIR

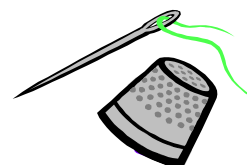
Remember that John, the sewing machine man, comes every Wednesday to pick up and deliver machines. He comes about noon, so it would be good to have your machine here early in the morning or the night before. He also sharpens scissors, but not knives.

HAPPY HOUR

Happy Hour comes and goes. Watch the door for the announcement of when it will reappear. You get 20% off any one item on Fridays between 3:30-5:30. However, this only happens in selected months, so be on the lookout.

BEAR CABIN INN

At this moment, our June retreat to Bear Cabin Inn is full. You might check back as the time gets closer to see if we've had any cancellations. However, the October 7-10 retreat still has openings. It's beautiful up there that time of year. It costs \$205, so start now saving your pennies and plan to join us.





Block of the Month

Are you keeping up with the block of the month? Aren't the blocks pretty? Whether it's the white or the black version, it's going to be wonderful. Make plans to be here to get your blocks during the summer or to have us hold them so that you don't miss out. And remember—you have to pick them up yourself. We like to see your shining face.

Party with Patrick

We had so many who wanted to party with Patrick that we organized a second session. If you'd still like to get in on the fun, the sessions meet on the fourth Monday or the fourth Thursday of each month at 5:30. They're making very cute things—little wall hangings, pillows, and so forth. And there are recipes besides. You'll need to check with Ellen to see which session has openings. A new year is now starting. You can sign up for the year at \$90.00 or join us monthly for \$10.00 per month.

Knotty Stitchers


Are you doing redwork? How about bluework? If you're at all into hand embroidery, you need to be at Knotty Stitchers on the fourth Wednesday of each month at 6:00. For \$5.00 you can join all the interesting conversation and learn new things as well.

Mystery Quilt

Our mystery quilt for this quarter starts on April 14, so get out your CSI kit and sign up. It's \$30.00 and that includes the pattern. You'll learn lots of things about color, design, and setting that you wouldn't learn if you just followed any old pattern. And besides, we'll hang your finished top for all the world to see. Come and join us in solving the mystery.

Rise 'n Shine

You need to Rise 'n Shine. You'll be glad you were here on the second Saturday of the month at 9:30. It's a fun group and doesn't cost a thing. They see all the new things that have come in, have interesting conversations and show and tell, and draw for a door prize besides. What could be a greater start for the morning? Y'all come.



Thimblebees

If you enjoy handwork, you belong at Thimblebees. It's like an old-fashioned quilting bee, but everyone works on her own project. They sit around and visit and have a cookie or two and make progress on their hand quilting, all at the same time. They meet on the third Wednesday of each month from 10:00-1:00 and you get all that for only \$5.00 a session. Come and join them.

Miniature Quilt Club

Did you see the display the Miniature Quilt Club had in the window in March? Wasn't it wonderful? They have a really good time talking about, learning about, and making those little gems. If you're interested in "little," you need to come and jump in. The dues are \$25.00 a year and they meet on the third Saturday of each month at 9:30. They'd love to have you there.

Scraps 'n More

You should see the beautiful stars the Scraps 'n More groups are making. The quilts will be really nice when they get them finished. If you're interested in joining one of the groups, you need to see Susan to see if there's an opening.

Seasonal Quilt Club

This group is working its way through the book *Our Best Seasonal Quilts*, and the quilts are very cute. They meet on the second Monday of each month from 6:00-9:00 and the fee is only \$10.00 a session. You really have to see what they're doing to appreciate it

Christmas Tree Block of the Month

This group had a little revolt in February and decided not to use the block that was scheduled. We're anxious to see what they've come up with and what they'll do next month. The sign-up fee is only \$15.00 and then \$5.00 a month. They meet for just a half-hour or so on the first Thursday of each month at 5:00 to show their blocks and pick up the new pattern. You can still join and make up the blocks and you'll end up with a beautiful tree skirt by Christmas.





The Bargain Basement

We understand that money is tight in this economy, and we're trying to help. We've scheduled a number of classes this quarter that are free or only have a minimum fee. They include basic introduction classes, some of the stashbusters, Finishing School, and others. Watch the class schedule carefully to see what we're doing here at Quilter's Bee to try to help your bottom line.

UFO Signup and Cancellations

Don't forget to sign up for UFO night. It's on the third Friday of each month from 6:00-midnight and for only \$20.00 you get good food, good companionship, and good things done on your own projects. But we're going to ask that if you sign up and can't attend, you cancel at least 24 hours in advance so that we can give someone else a chance to attend. Otherwise, we won't be able to refund your money. Thanks for your cooperation and understanding.

Special Classes

If we're offering a class that you'd like to take but at a time you can't come, we'll be glad to reschedule that class to a time convenient for you if you can find two more people to sign up. You must have three people and the time must also be convenient for the teacher.




Finishing School

Numbers of you have told us that you keep making the Block of the Month blocks and buying the finishing kits, but never really finishing the quilts. We've decided to try to help, so we're starting a Finishing School. We'll have a session each month when you can come and bring former Block of the Month UFOs and work on them here, where we're available to help. We'll ask you to sign up in advance, and \$5.00 will hold your spot, since we'll have a limit of eight. The sessions in the store will be April 6, from 6:00-9:00, May 3, from 2:00-5:00, and June 30, from 10:00-1:00. Come in and get those BOMs finished. Whew! What a relief that'll be!

Pillowcase Challenge

Quilter's Bee has signed up to be part of American Patchwork and Quilting's One Million Pillowcase Challenge. They are trying to get a million pillowcases made and donated to charities throughout the country in 2010 and there will be a counter on the American Patchwork and Quilting website so that we can all keep track of how many pillowcases have been donated. We have scheduled one session each month to make pillowcases to be donated to various groups in the metropolitan Phoenix area. We hope you'll come in and help us. You may bring in pillowcases you have made at home or come in and make them here at the shop. We'll provide some of the fabric, but this is also a very good way to use up your own stash. Let's all get behind this effort. The sessions at the store will be on April 8 from 2:00-5:00, on May 27, from 2:00-5:00, and on June 28, from 2:00-5:00.



Some of the classes we offer require a book and/or a pattern for participation.

Legend

These are indicated by the following icons:



Book Required



Pattern Required



Kit Required



Magazine Required

- Buy your fabric before class so that you have time to wash and press it. (If you buy it at the time you register for class, we'll give you a 10% discount.)
- It will be helpful in some classes if you can cut the pieces before coming. Check the class requirements.
- Be sure to bring with you to class:
Basic sewing equipment such as pins, scissors, needles, seam rippers; Sewing machine, thread and any needed attachments; Rotary cutter, mat, and rulers; Pencils and notepad; A smile and a friendly attitude.



Class Policies

Payment: Payment, either in person or by phone with an approved credit card, is due at the time of class enrollment. We will hold places in classes only for those who have paid.

Class Discount: If you register for a class at Quilter's Bee, we will give you a 10% discount on the fabrics required for the class. The discount must be taken at the time of purchase. Please remind the person at the register that you are buying fabric for a class.

Class Refund Policy: If you find that you can't attend a class in which you're enrolled, we can give you credit toward another class if you change or cancel at least three days before the class is scheduled. Because of the commitment we must make to our teachers, we cannot give credits after that time. If you find at the last minute that you cannot attend a class, you might invite a friend to come in your place.

Class Cancellations: We will make every attempt to hold the classes as scheduled. However, there may be times when we must cancel a class. We will also cancel the class if only one person registers. (You might ask a friend to take the class with you to avoid this type of cancellation.) If we must cancel a class for any reason, we will give you credit toward another class. Please ask for your credit voucher as soon after the cancelled class as possible.

A Place to Start

Quilting 101

You've wanted to learn to quilt but haven't had a chance. Well, here's your chance. This class will take you from the very beginning to sandwiching the finished top with the batting and the back. You'll learn to cut, piece, and border the top and get a lesson on quilting and binding—and you'll come out with a pretty little quilt to hang on the wall or throw over your knees on a cool evening. **Book Required**



Teacher: Margaret
 Days: Tues., April 13, 20, 27, May 4, 11
 Time: 6:00 - 9:00
 Fee: \$65.00

Hand Piecing

Make 2010 the year to learn hand piecing. It's portable, the rhythm is restful and the satisfaction is priceless. **Book required**



Teacher: Barb
 Days: Sat. April 10, 17, 24, May 1
 Time: 1:00 - 4:00
 Fee: \$60.00

Quilting 102

You've finished the beginning class, but you're still not confident enough of your skills to branch out on your own. This class is a continuation of your beginning class. Make several new blocks, including some with triangles and some with small pieces, and put them together into a sampler quilt. **Requires the same book as the beginning class.**



Teacher: Margaret
 Days: Sat., June 5, 12, 19, 26
 Time: 1:00 - 4:00
 Fee: \$60.00

Hand Quilting

If you've been afraid to try hand quilting, now's the time to learn. It's relaxing, portable, and a link to the past. Let Kathy show you how it's done. **Book suggested**



Teacher: Kathy
 Days: Tues., May 18, 25, June 1
 Time: 6:00-9:00
 Fee: \$45.00



Paper Piecing

If you like accuracy, you'll like paper piecing. You can use the technique to do a lot of things, from the very simple to the very intricate. There are even things you can do with paper piecing that you can't do any other way. **Pattern required**



Teacher: Gail
Days: Sat., May 1
Time: 1:00-4:00
Fee: \$20.00

Introduction to Hand Embroidery

Embroidery is an old and valuable skill. If you don't have that skill, here's the time and place to acquire it. Learn basic stitches to do wall hangings, pillows, and embellishments on larger projects. **Pattern required**



Teacher: Barb
Days: Wed., May 19, 26
Time: 1:30-4:30
Fee: \$40.00

Introduction to Appliqué

More and more people are expressing an interest in appliqué, whether for a whole quilt, for embellishments on a small quilt or wall hanging, or for jazzing up bags or wearing apparel. Here's the chance to learn either hand or machine appliqué in a friendly setting. **Pattern required**



Teacher: Marla
Days: Mon., May 10, 17
Time: 2:00-5:00
Fee: \$40.00

Introduction to Machine Quilting

This class teaches the basics of using your own sewing machine to quilt. You will learn to use the walking foot to do straight line quilting and the darning foot for freehand techniques, so you will need a machine with both of those feet. You will also need a way to lower or cover the feed dogs. **Practice panel required**

Teacher: Margaret
Days: Tues., June 22, 29
Time: 6:00-9:00
Fee: \$40.00

Binding Your Quilt

Do you know the difference between straight-grain and bias binding? Do you care? Well, you should. Sometimes it really makes a difference in the way the finished quilt looks. This class will teach you that difference, as well as how to miter the binding and other techniques to show off your tops the best possible way. **Pattern required**



Teacher: Ellen
Days: Sat., May 8
Time: 12:30-4:30
Fee: \$30.00

Quilt as You Go

Do you get frustrated when you like to make lots of tops but can't get them quilted? Here's help—do the quilting in small sections and then join the sections to make the big quilt. Let Marti Michell show you some ways to do it. **Book required**



Teacher: Margaret
Days: Sat., May 29
Time: 12:30-4:30
Fee: \$30.00

Label Your Quilts

"A quilt isn't finished until it has a label on it." That's what the quilting gurus all say, and it's true. Too many great quilters are lost in time because they didn't tell us their names or where they lived or why they made their quilts. Don't let that happen to your quilts. There are lots of ways to do labels. Come and learn some of them. **Kit required**



Teacher: Margaret
Days: Wed., April 21
Time: 2:00-5:00
Fee: \$20.00






The Next Step




Autumn Breeze

This is a very pretty pattern with twist and turn pinwheels and some very simple appliqué. Or if you're totally appliqué averse, just do the pinwheels and you'll still have a nice quilt. **Magazine required**

 Teacher: Barb
Days: Tues., April 13, 20, 27
Time: 1:00-4:00
Fee: \$50.00


Orion Star

This is a beautiful version of the traditional Hunter's Star pattern, but made out of batiks using Thangles to make it very accurate. Of course, you don't have to use batiks, but you may want to after you see the sample. **Pattern kit required**

 Teacher: Gail
Days: Fri., April 23, 30
Time: 2:00-5:00
Fee: \$40.00


Anything Goes

This quilt uses the wonderful Spirograph-influenced fabric, but of course you could use any fabric you want. In fact, some panels or panel blocks may work for the centers. You'll have a good time playing with the borders. **Downloadable pattern required**

 Teacher: Ellen
Days: Wed., May 5, 12
Time: 1:00-4:00
Fee: \$40.00

City Blocks


This is a great pattern to use a large print that you want to show off. Frame it with accents to bring out the essence of the colors and lines. **Pattern required**

 Teacher: Susan
Days: Fri., May 21
Time: 2:00-5:00
Fee: \$20.00

Sunbonnet Sue


This is an unusual Sunbonnet Sue pattern: It's pieced rather than appliqué. If you've worked with Pam Bono's patterns before, you know that they're a challenge, but always fun.

Pattern required

 Teacher: Susan
Days: Wed., April 14, 28
(Note the gap. It's intentional.)
Time: 1:00-4:00
Fee: \$40.00


Fire Escape

This quilt could be used as a stashbuster. It takes five 1-yard cuts for a lap size and you will see the fire escape emerging as you make simple four-patches. **Pattern required**

 Teacher: Gail
Days: Thur., April 22
Time: 1:00-4:00
Fee: \$20.00


A Tribute to Vincent

Don't you love the painting "Starry Night"? It's been a favorite of people for years. Well, here it is on fabric, along with some other Van Gogh interpretations. You'll enjoy making this tribute and the colors are wonderful. **Pattern required**

 Teacher: Barb
Days: Thurs., May 6, 13
Time: 1:00-4:00
Fee: \$40.00

Cabin Under the Stars

What could be finer than log cabins and stars? When put together in this quilt, the look is outstanding. It's made mostly from fat quarters with a little accent fabric to give it some zing--fun to make and fabulous in any home. **Book required**

 Teacher: Kathy
Days: Tues., May 11, 18
Time: 1:00-5:00
Fee: \$40.00



Stack 'n Whack

The ever-popular stack 'n whack is back. Find a medium-to-large print with lots of colors and textures, cut eight identical pieces, and you have the recipe for a stunning creation.

Book required



Teacher: Margaret
Days: Tue., May 25, June 1
Time: 1:00-4:00
Fee: \$40.00

Triple Irish Chain

This traditional quilt can be made in so many different ways that it's practically a new quilt each time. Come and try one of them, scrappy, semi-scrappy, or patterned. **Pattern required**



Teacher: Margaret
Days: Tue., June 8, 15
Time: 6:00-9:00
Fee: \$40.00

Pinwheels on Parade

Here's a twist on a traditional pattern that makes a delightful quilt. It's a stashbuster, so get out your scraps and bring them. We'll help you make something nice out of them. And the book, *More Nickel Quilts*, is one we've used before. **Book required**



Teacher: Barb
Days: Tue., June 15, 22
Time: 1:00-4:00
Fee: \$20.00

Bali Star

This is a beautiful quilt and works well with Bali Pops, although you could certainly make it with Jelly Rolls or just with strips you cut yourself. The All-in-One Ruler does a perfect job with the strips. **Book required**




Teacher: Gail
Days: Mon., June 14, 21
Time: 1:00-4:00
Fee: \$40.00

Pineapple Play

This stunning quilt looks much more difficult than it is. The secret is using a fabric foundation. Come see the sample in the shop to help choose your fabrics. Pineapples symbolize friendship, so come take this class and make some new friends. **Foundation fabric required**

Teacher: Kathy
Days: Thur., June 3
Time: 1:00-4:00
Fee: \$20.00



The Bag Ladies



Pocketful of Posie

Spring is the time for a new handbag and this one is just oh-so-cute. It features a quick and easy appliqué design, enhanced with a little embroidery and some cute buttons. Try it. You'll like it. **Pattern required.**



Teacher: Kathy
Days: Fri., April 9, 16
Time: 2:00-5:00
Fee: \$30.00

Snazzy Bag

This pattern has been a long time coming, but it's finally here so that we can hold the class. It's a very cute pattern that uses a Honey Bun or 1 1/2" strips as decoration. **Pattern required.**



Teacher: Ellen
Days: Mon., April 19
Time: 1:00-5:00
Fee: \$20.00



Snap Happy

This is a very cute idea that makes a coin purse—or two other sizes of small bags—with a snappy top. You'll be surprised when you see how it works. **Pattern required**



Teacher: Ellen
Days: Tue., May 4
Time: 1:00-5:00
Fee: \$20.00

Button Bag

Do you have some charm packs lying around that you don't know what to do with? Well, here's your answer. This is a very cute bag made out of 5" squares and embellished with buttons. It's small but compact and if you've never put in a zipper, you'll learn how to do it too.

Pattern required



Teacher: Susan
Day: Fri., June 18
Time: 1:00-5:00
Fee: \$20.00

Snap Happier

This works a lot like Snap Happy, but is made in purse or tote bag size, so it holds more and does lots more things. It's fun to make and fun to use. **Pattern required**



Teacher: Ellen
Days: Fri., June 4
Time: 1:00-5:00
Fee: \$20.00

Bali Bags

There are four bags in this pattern, all made out of one Bali Pop. We're featuring the whole set, one at a time, for \$5.00 per class. You'll want to make them all. **Pattern required**



Teacher: Susan
Day/Time: Bali Bag I—Mon., April 12, 1:00-5:00
Bali Bag II—Fri., May 28, 1:00-5:00
Bali Bag III—Wed., June 23, 1:00-5:00
Bali Bag IV—Tue., June 29, 1:00-5:00
Fee: \$5.00 per session



Just for Fun



Tulip Table Runner

This is a very different table runner. Instead of several solid feet of table covering, it really does have the shape of the tulips and their leaves, so that it's light and springy. Make it in spring colors and you're ready for Easter, for Passover, for spring picnics or whatever suits your spring fancy. **Book required**



Teacher: Kathy
Days: Mon., April 26
Time: 1:00-4:00
Fee: \$20.00

It's a Wrap

It's back! By popular demand, the class for learning to make wrapped bowls, boxes, and bags is back. Come and find out what the buzz is all about. **Book required**



Teacher: Gail
Days: Sat., May 15
Time: 12:30-4:30
Fee: \$20.00

Tee Shirt Fun

Take one tee shirt, any size, any color. Choose a fun fabric. Fuse. Now you have a new and different tee shirt that is unique to you. What a wonderful way to enhance your wardrobe. **Tee Shirt and pattern required**



Teacher: Ellen
Days: Thur., April 29
Time: 2:00-5:00
Fee: \$20.00

Travel Case

This would be a wonderful gift for any quilter—even yourself. If you'd like to get a jump on Christmas, here's your chance. It's a little case that holds a 6" x 9" mat and still has pockets for your cutter and other small tools. It's wonderful for travel—great for retreats. **Pattern required**




Teacher: Barb
Days: Wed., June 16
Time: 1:30-4:30
Fee: \$20.00



Zoo Parade

You've seen the very cute animal placemats on our wall. Now put others by the same designer on bibs for your favorite little one and you'll be a hit. Do you have a shower coming up? Here's just the ticket. **Pattern required.**

Teacher: Kathy
Days: Fri., June 25
Time: 2:00-5:00
Fee: \$20.00



Bargain Basement



Wondercut Tablerunner

We decided that since so many people bought the ruler we demonstrated at the shop hop last year, at least half of them probably had them stashed on a shelf somewhere and had forgotten how to use them. So we're going to offer some classes to remind you. This is the first one. It's a really beautiful tablerunner that you'll be proud to use. And because you're already bought the ruler, we're making this one of our Bargain Basement classes. **Ruler and book required**

Teacher: Kathy
Days: Fri., May 7, 14
Time: 2:00-5:00
Fee: \$10.00



FWK (Free with Kit)

These projects have no class fee if you buy the kit to make them. There's a variety of things to do. Take your pick—or do them all.



Exploration of a Nation

This is one of the cutest panels we've seen and it makes up into a very cute quilt. If you have little explorers, you'll want to make this quilt to surprise them. **Kit required**

Teacher: Margaret
Days: Sat., April 3
Time: 12:30-4:30



3-Block Tablerunner

This is a great way to show off a nice focus fabric. Then put two coordinating fabrics with it, use Thangles to make the blocks accurate, and you'll have a real winner. **Kit required**

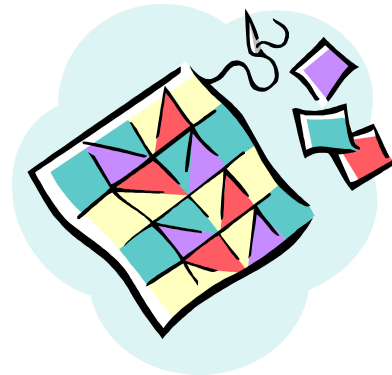
Teacher: Barb
Days: Sat., May 22
Time: 1:00-4:00



Steeplechase

This is an easy quilt that works up well for a man. The sample is made from batiks, but you could use any fabrics you wanted. Neutrals might be good, for example. **Kit, including the book, required**

Teacher: Ellen
Days: Wed., June 2
Time: 2:00-5:00



*April Showers bring
May Flowers*