

# The BUZZ



7549 W. Cactus Rd  
Peoria, AZ 85381  
623-334-9359

[www.quiltersbeeaz.com](http://www.quiltersbeeaz.com)

## October - December 2009

Summer is over and the holidays are upon us. It's time to finish the projects that we started in February, thinking we had almost a year to get them ready for Christmas. The days are getting shorter and, thankfully, cooler, and it's a great time to quilt, to make bags, to do tablerunners and placemats and to have fun sewing. We have some really nice projects scheduled here at Quilter's Bee, some of them easy and fast enough so that you really will have time to complete them before Christmas. So come in and see what we're up to and join in the fun.

### Kids Club

Our winter Kids Club is scheduled for December 28-31 and January 2. We will quit a little early on December 31 and skip January 1 because of Fat Quarter Frenzy. We hope we'll have a full class of kids wanting to learn to make a quilt.

### Karen Housner Returns

Karen Housner, the quilt appraiser, will be at Quilter's Bee on Friday, October 16, from 10:00 a.m. until 5:00 p.m. to give certified appraisals of both new and old quilts for a charge of \$40 per quilt. She can also give you tips on caring for your quilts so that they stay beautiful for many years. You can sign up in the store or by phone, but don't wait too long because you don't want to miss the opportunity.

### Happy Birthday to Quilter's Bee!

Quilter's Bee will celebrate our seventh birthday on December 16. We'd like to have you celebrate with us, so we'll have birthday cake, along with a sale, on Dec. 12 to kick off our celebration, then we'll have various items on sale each day until the 16th. Put it on your calendar and watch for further announcements as we get closer to December. We're not going to have coupon books next year as we have in the past, but we'll be doing something just as fun. Stay tuned.

### Sprees

If you've been putting off using your shopping sprees, now is the time to add them up and spend them. Remember that they don't carry over into next year.

### Block of the Month

The Block of the Month for 2009 is almost finished and we'll be introducing the one for 2010 in a month or two. If you haven't already purchased your sashing and border kits, get them right away so that you're ready to get them put on as soon as you've finished the last block. We think these have turned out to be beautiful quilts and hope you've enjoyed them as much as we have. We'd like to have you bring your quilt in and show us how it looks, especially if you did different things with the blocks.

## Announcements

Quilter's Bee will be closed on November 26 for Thanksgiving and on December 25 for Christmas. We will close at 3:00 on November 25 and December 24. We will be open for Fat Quarter Frenzy on January 1 from 10:00 to 3:00.

Remember the 2009 Shop Hop is taking place from Sep. 18-26. Passports are still only \$5.00 and you may get them at any of the participating shops, but hurry; they're almost gone. There are nine stores participating this year, and lots of fun demos to see and nice people to meet. Fill your car with friends and have a good time.

John, the sewing machine man, will no longer be coming to Quilter's Bee to work in the shop. He will, however, still pick up machines every week and return them well serviced the next week. Call to find out when he'll come in next.

### Email

If you would like to add your name to our email list to get announcements, reminders of events, and notification of special classes or sales, please remind us at the front desk. If you have already signed up, but are not receiving emails, please sign up again, printing clearly. Our eyes sometimes don't see as well as they once did. If you still don't get the emails, you might want to check your server to see if it's blocking them as spam.



### Buck-a-Block

The Buck-a-Block quilt for this year is absolutely beautiful, in either of the colorways. Kathy is making the sashing and finishing kits and will soon have them ready for purchase. Ask to see the finished blocks if you haven't already. They're wonderful. And don't forget to pick up your blocks over the holidays.

### Knotty Stitchers

If you like to do hand embroidery and if you like to sit and visit while you do it, then Knotty Stitchers is the place you need to be on the fourth Wednesday of each month at 6:00. The participants share tips and techniques and what's going on in their lives. The fee is only \$5.00 per session and the fun is priceless.

### Patrick Lose Club

If you haven't seen the cute projects the Patrick Lose Club has been making, you're missing something special. And if you'd like to participate, there are still a few spaces available. Remember that you can't get the patterns and kits unless you're a member of the club. Check with Ellen for details.

### Miniature Quilt Club

Have you ever made a big quilt pattern in a very small size? Well, they do that quite often at the Miniature Quilt Club and the results are beautiful. You should come and try it; maybe you'd like it. They meet at 9:30 on the third Saturday of each month and would love to have you come and join them. The dues are \$25.00 a year, but you may start any time you'd like.

### Mystery Quilt

Hurry, all you Sherlocks! Our last mystery quilt for this year will begin on Wed., Sep. 16, at 5:00 and go until Wed., Dec. 2. This one is different from any we've done before and we think you'll like it a lot. Sign up early so that you don't miss a clue. Remember it's a \$30.00 sign-up fee and that includes the pattern.

### Stashbusters

We've been doing a stashbuster quilt every other month this year and the last one is in November. Since we also have burgeoning stashes, we'll continue to do them throughout next year as well. Watch for them in the class schedule and come and make inroads into your stash.

### Rise 'n Shine

If you haven't been coming to Quilter's Bee on the second Saturday of each month at 9:30, you haven't been enjoying the company at Rise 'n Shine. They have interesting conversations, show and tell, door prizes, and just plain good times. There's no fee and your participation would be welcome.

### Thimblebees

If you like to hand quilt, you need to be at Quilter's Bee at 10:00 on the third Wednesday of every month, when the Thimblebees group gets together for an old-fashioned quilting session. Everyone brings her project and they sit and sew and enjoy each others' company. It's \$10.00 a session and makes for a relaxing morning.

### Seasonal Quilt Club

We have a new club starting in September. The Seasonal Quilt Club will be making quilts from the book *Our Best Seasonal Quilts*. They started with Bee Bop and are going to make most of the quilts in the book. They meet on the second Monday of each month and the fee is \$10.00 a month. These are fun quilts and you are cordially invited to join in the fun.

### Christmas Tree Skirt Block of the Month

This is a very pretty tree skirt, all made out of twelve-inch blocks with an interesting center. If you want a challenge and would like to end up with a beautiful tree skirt in a year or so, this is for you. The sign-up fee is \$15.00 and then \$5.00 when you meet once a month to display your block and pick up the new one. You will need to buy the book for the class as well. It should be fun.

### Remember!

There are only a few more UFO nights before Christmas. If you've been dawdling on getting your Christmas sewing done, don't put it off any longer. But we only have eight spaces, so get your name on the list quickly. It's the third Friday night from 6:00-12:00 and we do ask that you sign up in advance. The fee of \$20.00 includes food, fun and friendship, and the chance to get lots done.

### Sample Sale

If you would be interested in buying one or more of the samples that we've made through the year, we will put some of them on sale in November and December. Prices will vary, so come in and see what's available.




### Scraps 'n More



The Scraps 'n More groups are moving along on their paper pieced stars and they all look so different and very nice. If you'd like to join, you'll have to talk to Susan and see if there are any spaces left.

### Special Classes

If you see a class you'd like to take, but it's not at a good time for you, or if you'd like a special class, all you need to do is find two or three others who would also like the class, and we'll schedule it at a time when you can take it. We require that you have at least three class members and that the time be convenient for the teacher.



**Legend** Some of the classes we offer require a book and/or a pattern for participation. These are indicated by the following icons:

 Book Required	 Pattern Required
---	---

- Buy your fabric before class so that you have time to wash and press it. (If you buy it at the time you register for class, we'll give you a 10% discount.)
- It will be helpful in some classes if you can cut the pieces before coming. Check the class requirements.
- Be sure to bring with you to class: Basic sewing equipment such as pins, scissors, needles, seam rippers; Sewing machine, thread and any needed attachments; Rotary cutter, mat, and rulers; Pencils and notepad; A smile and a friendly attitude.

**Payment:** Payment, either in person or by phone with an approved credit card, is due at the time of class enrollment. We will hold places in classes only for those who have paid.

**Class Discount:** If you register for a class at Quilter's Bee, we will give you a 10% discount on the fabrics required for the class. The discount must be taken at the time of purchase. Please remind the person at the register that you are buying fabric for a class.

**Class Refund Policy:** If you find that you can't attend a class in which you're enrolled, we can give you credit toward another class if you change or cancel at least three days before the class is scheduled. Because of the commitment we must make to our teachers, we cannot give credits after that time. If you find at the last minute that you cannot attend a class, you might invite a friend to come in your place.

**Class Cancellations:** We will make every attempt to hold the classes as scheduled. However, there may be times when we must cancel a class. We will also cancel the class if only one person registers. (You might ask a friend to take the class with you to avoid this type of cancellation.) If we must cancel a class for any reason, we will give you credit toward another class. Please ask for your credit voucher as soon after the cancelled class as possible.




## A Place to Start

### Quilting 101


You've wanted to learn to quilt but haven't had a chance. Well, here's your chance. This class will take you from the very beginning to sandwiching the finished top with the batting and the back. You'll learn to cut, piece, and border the top and get a lesson on quilting and binding—and you'll come out with a pretty little quilt to hang on the wall or throw over your knees on a cool evening.

#### Book Required

Teacher: Margaret   
 Days: Tue., Oct. 6, 13, 20, 27, Nov. 3  
 Time: 6:00-9:00  
 Fee: \$75.00


### Hand Quilting

If you've been afraid to try hand quilting, now's the time to learn. It's relaxing, portable, and a link to the past. Let Kathy show you how it's done. **Book suggested.**

Teacher: Kathy   
 Days: Mon., Oct 19, 26, Nov. 2  
 Time: 2:00-5:00  
 Fee: \$45.00


### Hand Piecing

Make 2009 the year to learn hand piecing. It's portable, the rhythm is restful and the satisfaction is priceless. **Book or CD suggested**

Teacher: Barb   
 Days: Wed., Oct. 28, Nov. 4, 11, 18  
 Time: 1:00-4:00  
 Fee: \$60.00


### Introduction to Machine Quilting

This class teaches the basics of using your own sewing machine to quilt. You will learn to use the walking foot to do straight line quilting and the darning foot for freehand techniques, so you will need a machine with both of those feet. You will also need a way to lower or cover the feed dogs. **Practice panel required**

Teacher: Margaret   
 Days: Sat., Oct. 17, 24  
 Time: 1:00-4:00  
 Fee: \$40.00


### Quilting 102

You've finished the beginning class, but you're still not confident enough of your skills to branch out on your own. This class is a continuation of your beginning class. Make several new blocks, including some with triangles and some with small pieces, and put them together into a sampler quilt. **Requires the same book as the beginning class.**

Teacher: Margaret   
 Days: Sat., Nov. 14, 21, 28, Dec. 5  
 Time: 1:00 - 4:00  
 Fee: \$60.00


### Introduction to Hand Embroidery

Embroidery is an old and valuable skill. If you don't have that skill, here's the time and place to acquire it. Learn basic stitches to do wall hangings, pillows, and embellishments on larger projects. **Pattern required**

Teacher: Barb   
 Days: Wed., Oct 14, 21  
 Time: 1:00-4:00  
 Fee: \$40.00

### Introduction to Appliqué

More and more people are expressing an interest in appliqué, whether for a whole quilt, for embellishments on a small quilt or wall hanging, or for jazzing up bags or wearing apparel. Here's the chance to learn either hand or machine appliqué in a friendly setting. **Pattern required**


Teacher: Marla   
 Days: Mon., Nov. 9, 16  
 Time: 2:00-5:00  
 Fee: \$40.00






### Binding Your Quilt

Do you know the difference between straight-grain and bias binding? Do you care? Well, you should. Sometimes it really makes a difference in the way the finished quilt looks. This class will teach you that difference, as well as how to miter the binding and other techniques to show off your tops the best possible way. **Pattern required**

 Teacher: Ellen  
 Days: Fri., Nov. 27  
 Time: 1:00-5:00  
 Fee: \$30.00

### Paper Piecing

If you like accuracy, you'll like paper piecing. You can use the technique to do a lot of things, from the very simple to the very intricate. There are even things you can do with paper piecing that you can't do any other way. **Pattern required**

 Teacher: Gail  
 Days: Fri., Nov. 6  
 Time: 2:00-5:00  
 Fee: \$20.00



## The Next Step



### Bag Ladies

These are fun bags to make for yourself or as gifts. Patterns are required for all the bags.




**Stitch 'n' Flip Tote**  
 Teacher: Kathy  
 Days: Sat., Oct 3, 10  
 Time: 1:00-4:00  
 Fee: \$40.00

**Snazzy Bag**  
 Ellen  
 Thu., Oct. 8  
 2:00-5:00  
 \$20.00

**City Bag**  
 Susan  
 Mon., Nov. 23  
 1:00-5:00  
 \$30.00


### Paper Dolls

The fabric in this quilt is so cute that the company had to reprint it after it appeared in the magazine we used for the pattern for the quilt. Come and walk down memory lane with your favorite old-time paper dolls. **Pattern required**

Teacher: Margaret   
 Days: Wed., Sept. 30, Oct. 7  
 Time: 1:00-4:00  
 Fee: \$40.00


### Sidelights

This is the perfect pattern for big panels or for those fabrics that you just can't stand to cut. Ours is made of Halloween fabric, but this versatile pattern could be used for lots of things. **Pattern required**

Teacher: Barb   
 Days: Mon., Oct. 5  
 Time: 2:00-5:00  
 Fee: \$20.00


### Winter Wreath

This is the last of the series of wreaths we've done this year, one for each season. Like the others, this one is very elegant, and would be a fine decoration for your home for the holiday season and beyond. **Pattern required**

Teacher: Susan   
 Days: Mon., Oct. 12  
 Time: 1:00-4:00  
 Fee: \$20.00

### Blooming Rectangle

Many of you liked the *Ninepatch Pizzazz* quilts and this is their first cousin: rectangle pizzazz. It's a really pretty quilt with a surprise border and once you learn the technique, you can go from there. **Book required**

Teacher: Barb   
 Days: Tue., Oct. 13, 20, 27  
 Time: 1:00-4:00  
 Fee: \$45.00



### Feathered Star

Feathered stars are such show-offs. They can stand alone as wall hangings or be a part of a tablerunner or even a big quilt. Come and learn how to manage those feathers.

**Book required**

Teacher: Ellen  
Days: Fri., Oct. 23, 30  
Time: 2:00-5:00  
Fee: \$40.00



### Stashbusters: *Woodland Clover*

This is a very pretty quilt that will use up lots of scraps. Ours is made in Christmas fabrics, but you could use brights or florals or whatever. Just bring out your scraps and use them to make a quilt that you'll enjoy for a long time. This quilt comes from the same book we used in September, so you don't even have to buy a new one. **Book required**

Teacher: Barb  
Days: Sat., Oct. 31, Nov. 7  
Time: 1:00-4:00  
Fee: \$40.00



### Landscapes

This looks like traditional appliqué, but it's a new technique that lets you cut and sew the pieces together like patchwork. We have several versions and they all make beautiful wall hangings. **Pattern required**

Teacher: Ellen  
Days: Tue., Dec. 1  
Time: 6:00-9:00  
Fee: \$20.00



### My Favorite Earrings

Have you seen the giraffes on the wall? Aren't they cute? Well, this is a class to help you make them. They'll look just as cute on your wall at home—or maybe as a small quilt for a new baby. **Pattern required**

Teacher: Gail  
Days: Thu., Oct. 29  
Time: 2:00-5:00  
Fee: \$20.00



### Irish Garden

This quilt in its finished version is a little different than the pattern shows, but very striking. You should enjoy the combination of the Irish chain with the floral blocks, which makes a nice contrast. **Pattern required**

Teacher: Susan  
Days: Fri. Nov 20  
Time: 2:00-5:00  
Fee: \$20.00



## Christmas Ideas

### Christmas Ribbons

This is a very interesting quilt. Ours is made in greens to emphasize the Christmas theme, but reds would be pretty as well. The pattern shows it in scrappy colors and that's nice too. **Book required**

Teacher: Kathy  
Days: Tue., Nov. 3, 10  
Time: 1:00-4:00  
Fee: \$40.00



### Table Graces

Here's an idea for a very fast and easy gift or something to jazz up your dining table for the holiday. This set of tablecloth, placemats, and napkins will do the job well. Make several to suit all the seasons. **Pattern required**

Teacher: Kathy  
Days: Fri., Nov. 13  
Time: 2:00-5:00  
Fee: \$20.00





### Woodsy Santa

This is a very cute Santa and would work as a wall hanging or even a door hanging for Christmas. Make it in subdued tones or brights and it will liven up your holiday décor for a long time. **Pattern required**



Teacher: Barb  
Days: Thu., Oct. 22  
Time: 1:00-4:00  
Fee: \$20.00

### Ellen's Tree Skirt

This is a nice tree skirt that's also fairly easy to construct. Make it in the traditional red and green or the less traditional soft teals and fuchsias that are so popular today. It will be pretty in any combination. **Pattern required**



Teacher: Ellen  
Days: Tue., Nov. 17, 24  
Time: 1:00-4:00  
Fee: \$40.00



## Quick Gifts



We've found some quick and easy projects that you could finish in one sitting and take home as last-minute gifts. We've even lowered the price of the classes for you.

### Wonder Wallet

This is a tried and true pattern. It's big enough for cash, a credit card and your driver's license, but small enough to put in your pocket. **Pattern required**

Days: Mon., Nov. 30  
Time: 1:00-4:00  
Fee: \$10.00

### Placemats

We have a number of very easy placemat patterns. You come and choose the one or ones you'd like to make and we'll help. **Pattern or book required.**



Days: Tue., Dec. 1  
Time: 1:00-4:00  
Fee: \$10.00

### Apron

We have a couple of apron patterns here in the store that you can choose from. We also have a very nice panel that you can line or embellish to suit the recipient. **Pattern or panel required**



Days: Wed., Dec. 2  
Time: 1:00-4:00  
Fee: \$10.00

### Sew Terrific Notions

These are very cute and would be nice for secret sister gifts or stocking stuffers for the quilters in your life. **Pattern required**



Days: Thu., Dec. 3  
Time: 1:00-4:00  
Fee: \$10.00

### Pillowcases

Pillowcases are quick, easy, and always useful. Make them out of fabric to match the personality or the décor of the recipient, then jazz them up as much as you want. **Pattern required**

Days: Fri., Dec. 4  
Time: 1:00-4:00  
Fee: \$10.00





## A Treasure Trove of Tablerunners



### Wool Tablerunner

How much more Christmasy can you get: red wool and white snowmen? This is a very cute and quick holiday tablerunner. If you don't know how to embroider, you'll learn some basic stitches with this project, too—twice the benefit. **Pattern required, kit available**

Teacher: Kathy  
Days: Fri., Oct. 9  
Time: 2:00-5:00  
Fee: \$20.00



### Bargello Tablerunner

A blue and white bargello pattern with snowflakes—what could be more striking? This is one of the most interesting tablerunners we've come across and would be a really good way learn how to work with bargello patterns.

#### Book required

Teacher: Ellen  
Days: Tue., Nov. 10, 17  
Time: 6:00-9:00  
Fee: \$40.00



### Diamond Medley Tablerunner

If you need a large tablerunner, this is a good one. If you make it according to the pattern, it's 71 inches long. It's also very pretty and could be made in lots of colorways to suit any decorating scheme. **Pattern required**


Teacher: Gail  
Days: Thurs., Nov. 12  
Time: 1:00-4:00  
Fee: \$20.00



### Patrick Lose Tablerunner

We have a number of tablerunner patterns by Patrick Lose, Christmas, Halloween, and others. But the techniques are all similar, so we'll let you choose which one you'd like to do and we'll show you how. **Pattern required**

Teacher: Barb  
Days: Tue., Nov 24  
Time: 6:00-9:00  
Fee: \$20.00



# Happy Holidays!